

2024 Annual Report to the Community



WAIKERIE
PRIMARY SCHOOL

Waikerie Primary School



Waikerie Primary School number: 456

Partnership: Waikerie



School principal:

Megan Higgins

Signature

Date of endorsement:

24/02/2025



Government
of South Australia
Department for Education

Context Statement

Waikerie Primary School caters for students from R-6. At the time of this report, the enrolment in 2024 is 198. Waikerie Primary School is classified as Category 4 on the Department for Education Index of Educational Disadvantage. At the time of this report, the school population includes 9% Aboriginal students, 4% students with disabilities, 2% students with English as an additional language or dialect (EALD) funded background, 1% children/young people in care. Further information about the school is available on the school's website (including its context statement), as well as the My School website.

Data Source: Department for Education data holdings from Mid census captured in AUGUST 2024.

Governing Council Report

2024 was another busy yet successful year for Waikerie Primary School (WPS) and our Governing Council. We continue to have an engaged school community who actively volunteer and support students learning. We enjoyed attending assemblies, book week parades, sports day, a grand friends morning, family night and more. We also enjoyed seeing and hearing through school communications that WPS Students were also able to represent the school at numerous SAPSASA events, Riverland Music Festival, Anzac and Remembrance Day events, our local Christmas pageant etc. WPS has an active student voice who have been supported to take ideas to fruition and support various charities with events such as dress up/casual days etc, we also welcomed our school leaders to one of our last meetings for 2024 who verbally gave their school leader report on 2024. The Year 6 graduation ceremony was a great celebration of our resilient Year 6 students, and we wish them well for the future.

Governing Council supported the school maintenance and upgrades, continued to fundraise (with us excitedly witnessing the construction of the much awaited and now utilised junior primary shelter) and approved student free days throughout the year to support staff professional development. With total faith in our finance committee, despite attempts to recoup, governing council decided to write off some old bad debts.

The ongoing utilisation of Seesaw supported excellent two-way communication and engagement with the school community. The School Improvement Plan was a regular agenda and newsletter item with Governing council members regularly educated re SIP goals and strategies and therefore able to support others in their understanding of it. Governing Council suggestions of improving engagement of parents and caregivers were frequently implemented by school leadership demonstrating our mutual goal of supporting a positive learning environment for students and their families.

Much of the WPS scheduled and other meetings was taken up attending to issues regarding our Waikerie Out of School Hours Care service (WOOSHC). WOOSHC continued to have staffing and financial viability issues throughout 2024 with much of the year spent trying to recruit qualified (and other) staff for our service, and boost numbers of families using the service. We farewelled x3 WOOSCH directors during 2024 and thank them for the time and effort that they put into managing WOOSHC. We also appreciate our Principal Megan Higgins and other staff members ongoing support in assisting to keeping WOOSHC operating for as long as possible for our community. After many meetings with the OSHC board and exhausting all options and we had no choice but to modify our WOOSCH service hours for term 4 and subsequently put our WOOSHC service on hold from the end of Term 4 2024 until we can recruit suitably qualified staff and identify ways to ensure our service is financially viable. We will continue to action this in 2025.

I would like to acknowledge and thank all the staff at WPS, the dedicated leadership team, teachers, SSOs, office staff, cleaners and groundsman are to be congratulated for their continued excellence and work in providing an exceptional education and venue for our children. I am pleased to say that I witnessed our visible learning dispositions not only in our students but also our staff during 2024, your willingness to constantly learn, improve and adapt is a credit to you all. Thanks also to the governing council members, the time you have dedicated to WPS is very much appreciated and really helps create a wonderful school for students and staff.

Deb Schutz

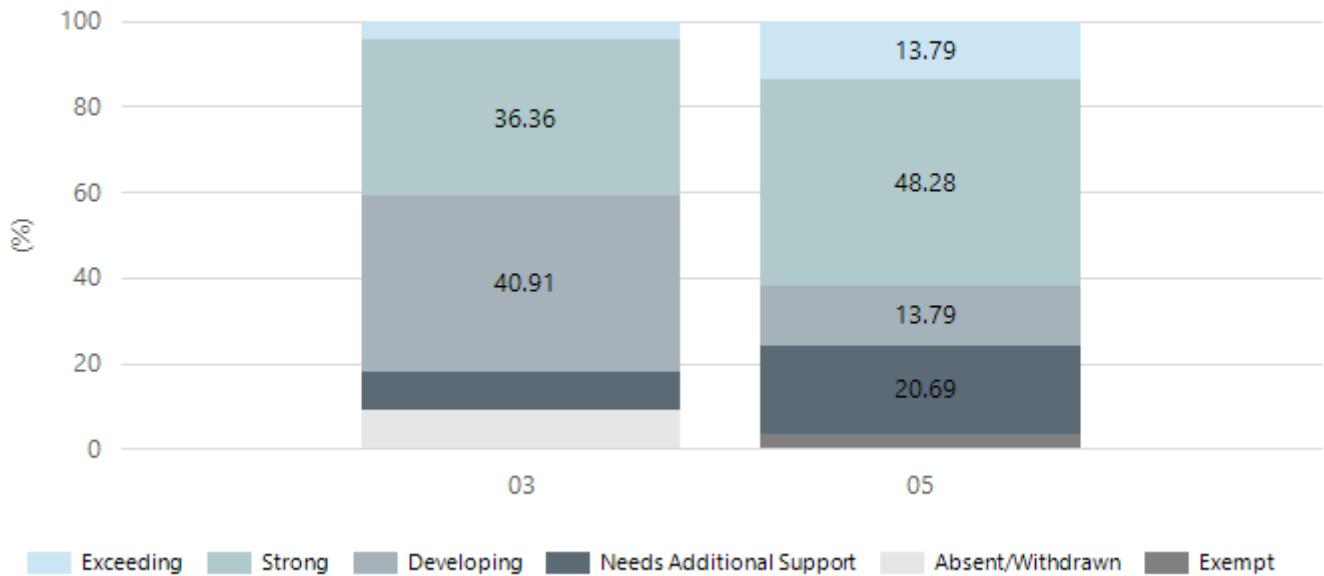
WPS Governing Council Chair

Performance Summary

NAPLAN Proficiency

In 2023 the Australian Curriculum, Assessment and Reporting Authority (ACARA) - a Commonwealth Independent statutory authority - announced changes to NAPLAN performance reporting. The new approach replaces the previous numerical NAPLAN bands and the national minimum standard.

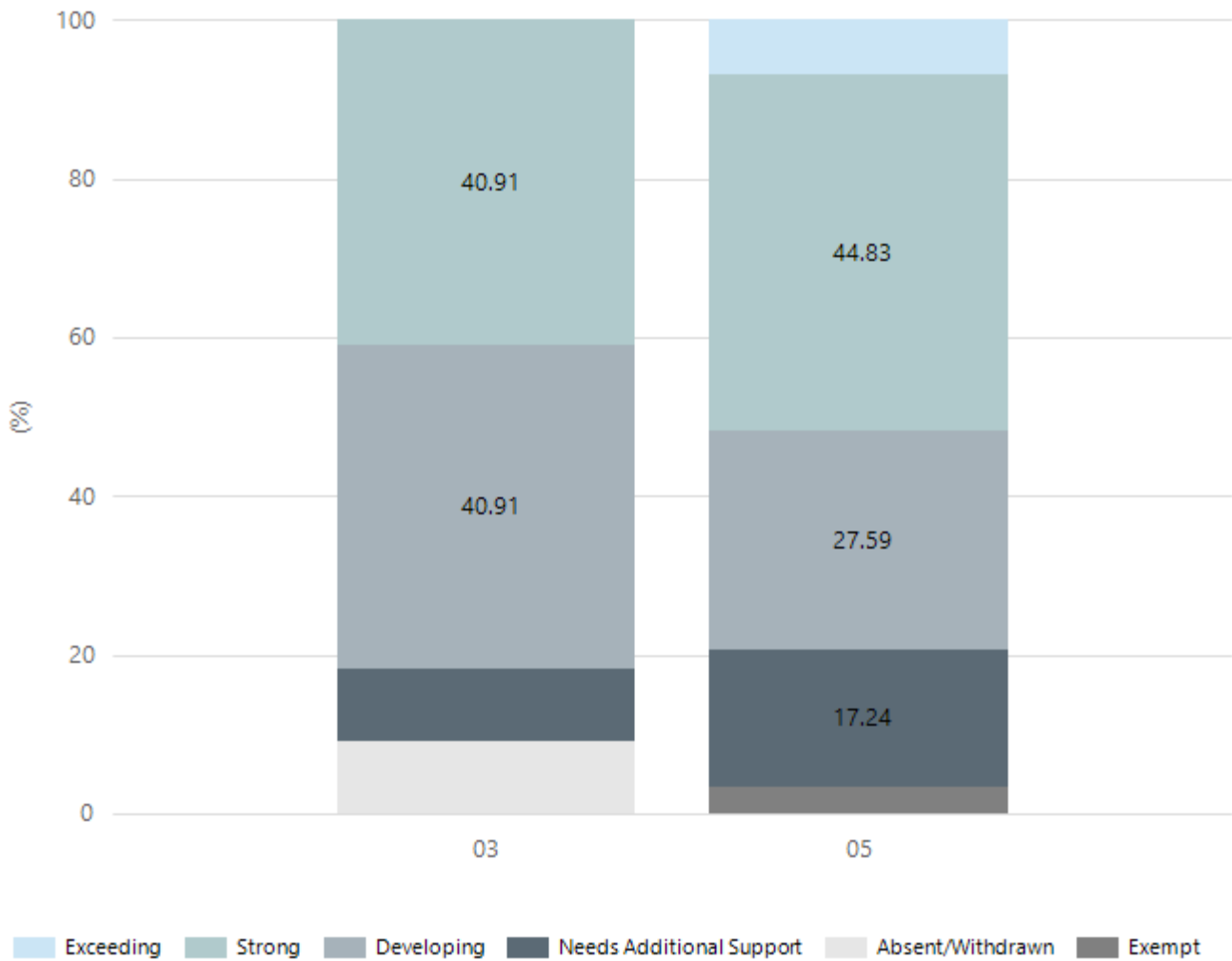
Numeracy



Year Level	03	05
Exceeding	1	4
Strong	8	14
Developing	9	4
Needs Additional Support	2	6
Absent/Withdrawn	2	
Exempt		1
Total	22	29

Data Source: Department for Education Assessment Data Holdings, 2024. If there are less than 6 students who sat NAPLAN in a school, no information will be shown. If a year level has less than 6 students, that year level will not be shown in NAPLAN results.

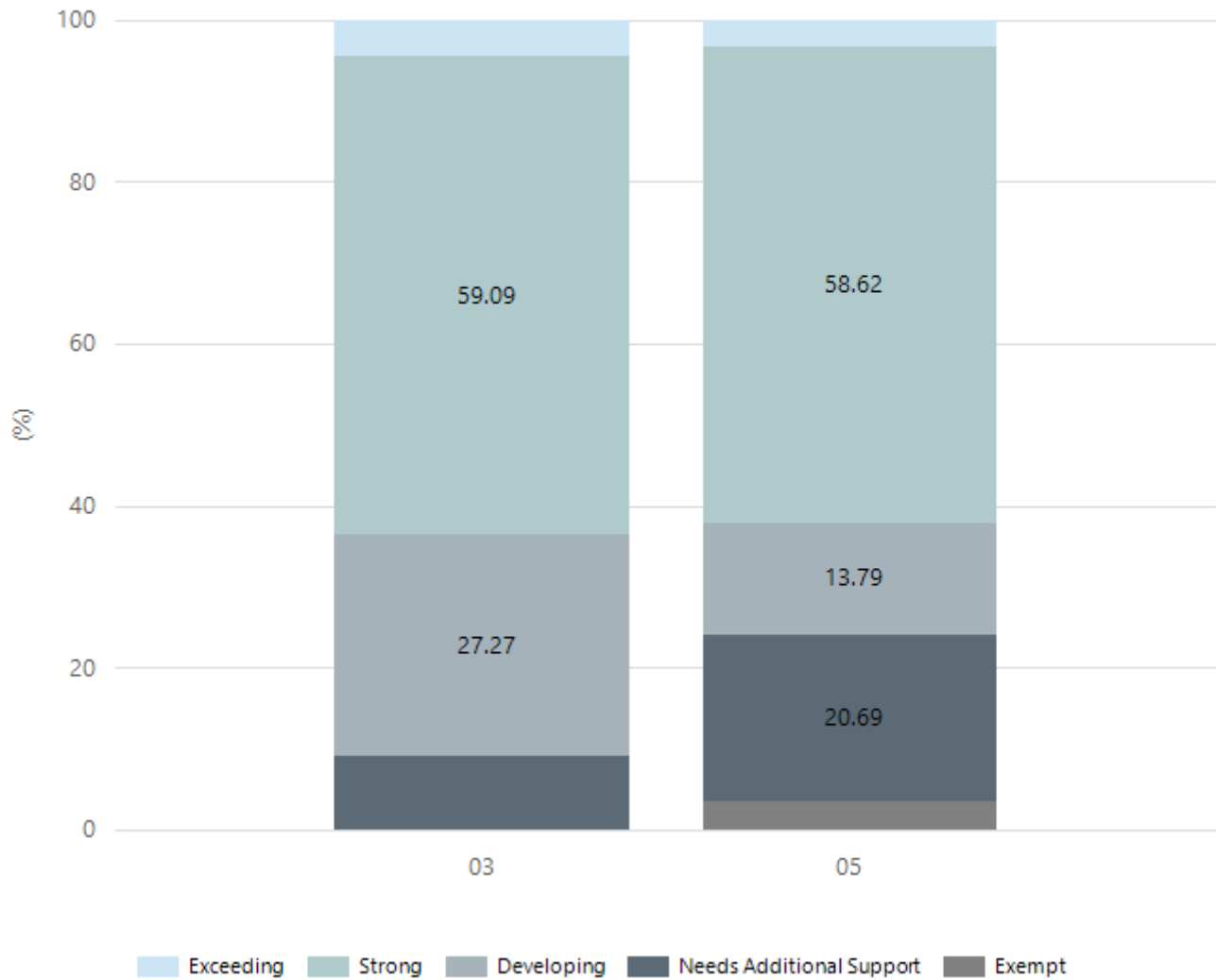
Reading



Year Level	03	05
Exceeding		2
Strong	9	13
Developing	9	8
Needs Additional Support	2	5
Absent/Withdrawn	2	
Exempt		1
Total	22	29

Data Source: Department for Education Assessment Data Holdings, 2024. If there are less than 6 students who sat NAPLAN in a school, no information will be shown. If a year level has less than 6 students, that year level will not be shown in NAPLAN results.

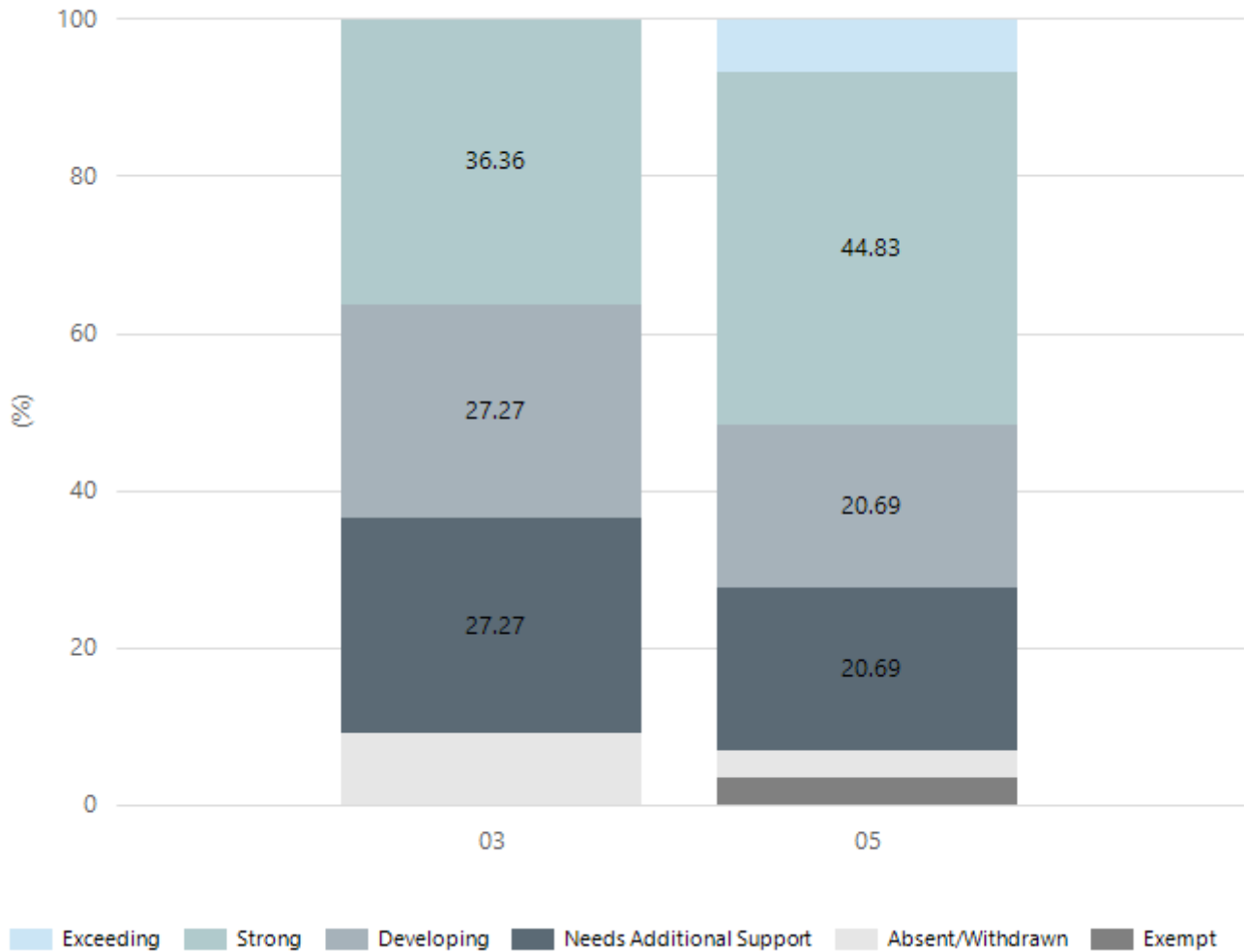
Writing



Year Level	03	05
Exceeding	1	1
Strong	13	17
Developing	6	4
Needs Additional Support	2	6
Exempt		1
Total	22	29

Data Source: Department for Education Assessment Data Holdings, 2024. If there are less than 6 students who sat NAPLAN in a school, no information will be shown. If a year level has less than 6 students, that year level will not be shown in NAPLAN results.

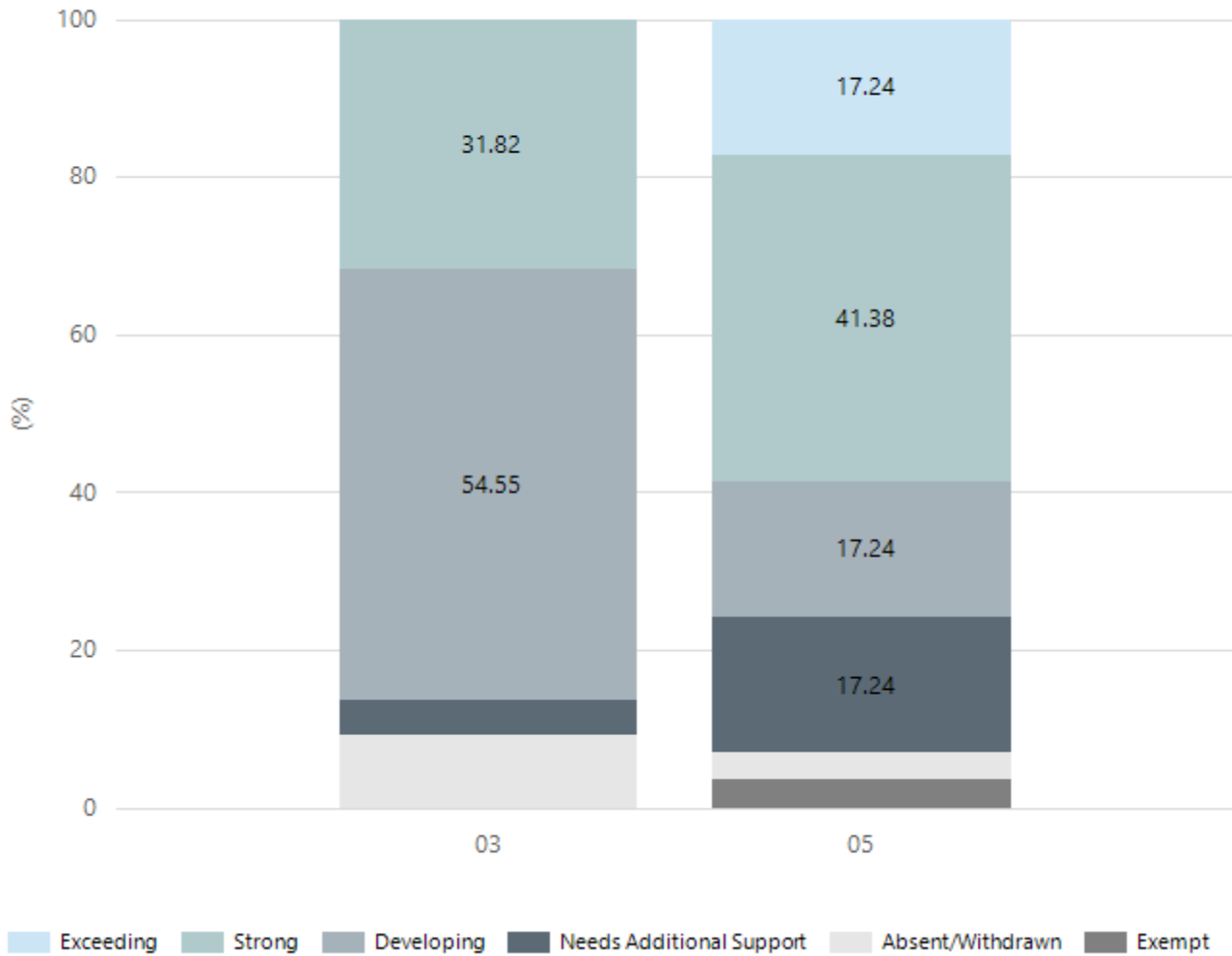
Grammar



Year Level	03	05
Exceeding		2
Strong	8	13
Developing	6	6
Needs Additional Support	6	6
Absent/Withdrawn	2	1
Exempt		1
Total	22	29

Data Source: Department for Education Assessment Data Holdings, 2024. If there are less than 6 students who sat NAPLAN in a school, no information will be shown. If a year level has less than 6 students, that year level will not be shown in NAPLAN results.

Spelling



Year Level	03	05
Exceeding		5
Strong	7	12
Developing	12	5
Needs Additional Support	1	5
Absent/Withdrawn	2	1
Exempt		1
Total	22	29

Data Source: Department for Education Assessment Data Holdings, 2024. If there are less than 6 students who sat NAPLAN in a school, no information will be shown. If a year level has less than 6 students, that year level will not be shown in NAPLAN results.

School Attendance

Year Level	2022	2023	2024
Reception	87.9%	89.7%	87.7%
Year 01	87.6%	88.2%	89.1%
Year 02	84.5%	82.7%	90.0%
Year 03	83.5%	91.8%	88.1%
Year 04	84.4%	80.8%	90.6%
Year 05	87.1%	92.0%	84.0%
Year 06	82.3%	88.4%	91.3%
Total	85.1%	87.9%	88.8%

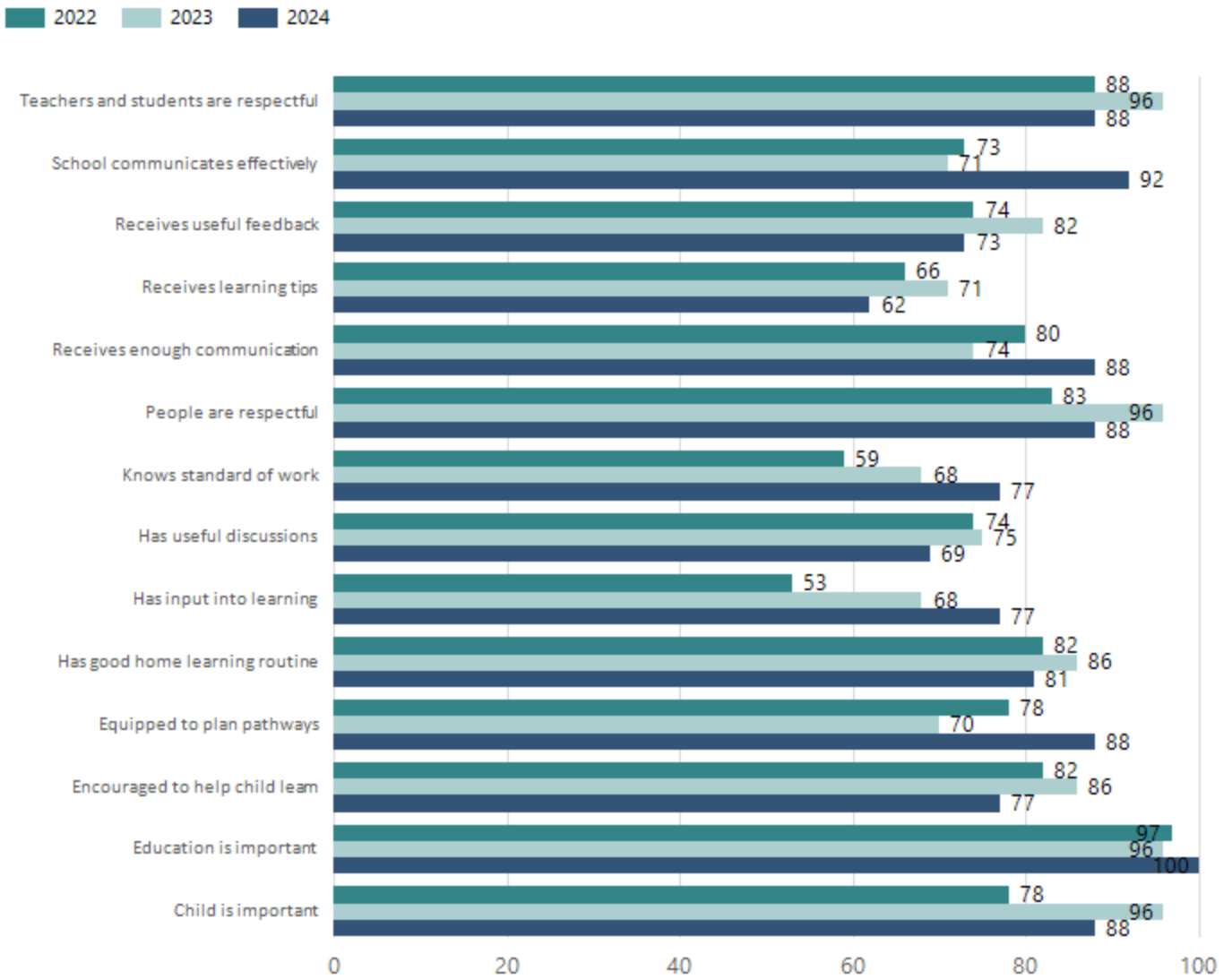
Data Source: Department for Education Attendance Data, Semester 1 Report 2024. A blank cell indicates there we no students enrolled. 'Primary Other' includes students enrolled in specialised education options. 'Secondary Other' includes students who have already spent a year at Year 12 and elected to undertake further study at Year 12.

Attendance Comment

In South Australia, all children and young people must be in school from 6 years to 16 years old. They must attend a government or non-government school full time. From age 16 to 17 however, young people must attend school or an approved learning program (such as an apprenticeship, traineeship, accredited course or university). Schools and parents must encourage and support students to come to school every day. Parents and caregivers must make sure their child is enrolled in a school, and attends school all day and everyday it is open, unless a child is sick or has an approved exemption. Teachers and leaders actively follow up when a student misses school, including recording all absences and non-attendance. All schools in South Australia have local attendance procedures governed under the Education and Children's Services Regulations 2020.

School Parent Opinion Survey Results

Proportion of agree/strongly agree response(%)



Data Source: 2024 Department for Education Parent Opinions Survey, Term 3 2024.

Intended Destination

Leave Reason	Number	%
IS - INTERSTATE	8	100.0%

Data Source: Department for Education Destination Data Report, 2024. Data extract term 3 2024. Data shows recorded destinations for students that left the school in the previous year. Data is uploaded by schools in term 3 and may not reflect final or total figures at time of report creation.

Highest Qualifications held by the teaching workforce and workforce composition

All teachers at this school are qualified and registered with the SA Teachers Registration Board.

Qualification Level	Number of Qualifications
Bachelor's degrees or Diplomas	10
Postgraduate Qualifications	7

Data Source: Data extracted from Mandatory Workforce Information Collections as on the last pay date of June 2024. As self-reported by staff in the system.

Please note: Data includes staff who are Actively employed and on extended paid leave. Please note only the highest qualification of the Teaching staff is reported. Excludes any number of other certifications earned.

Workforce composition including indigenous staff

	Teaching Staff		Non-Teaching Staff	
	Indigenous	Non-Indigenous	Indigenous	Non-Indigenous
Full-Time Equivalents	0.0	14.5	0.0	6.6
Persons	0.0	17.0	0.0	13.0

Data Source: Data extracted from Mandatory Workforce Information Collection as on the last pay date of June 2024.

Please note: Data includes staff who are actively employed and on extended paid leave. "Indigenous category" is self-reported by staff in the system.

Financial Statement

Funding Source	Amount
Grants: State	\$2,528,617
Grants: Commonwealth	-
Parent Contributions	\$57,660
Fund Raising	\$20,946
Other	\$9683

Data Source: School supplied data.