

WAIKERIE

PRIMARY SCHOOL

2023 Annual Report To The Community

Waikerie Primary School

Waikerie Primary School number: 456

Partnership: Waikerie



School principal:

Megan Higgins

M Higgins

Date of endorsement:

13/02/2024



Government
of South Australia
Department for Education

Context Statement

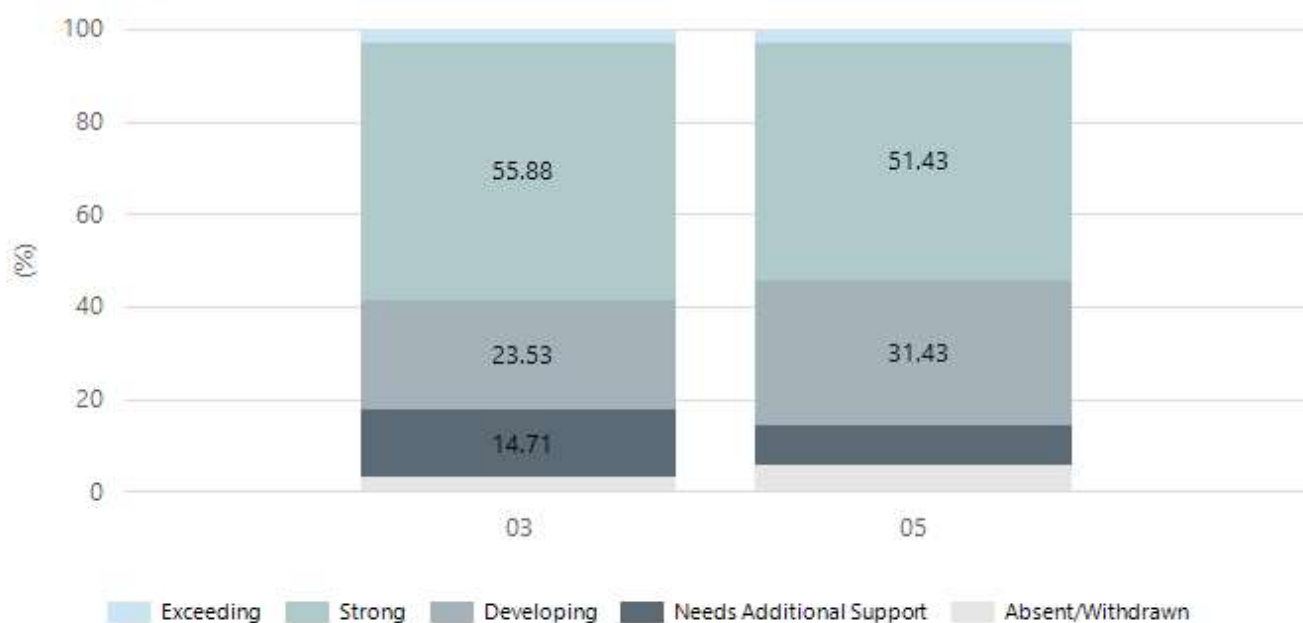
Waikerie Primary School caters for students from R-6. At the time of this report, the enrolment in 2023 is 188. Waikerie Primary School is classified as Category 4 on the Department for Education Index of Educational Disadvantage. At the time of this report, the school population includes 10% Aboriginal students, 5% students with disabilities, 2% students with English as an additional language or dialect (EALD) funded background, 1% children/young people in care. Further information about the school is available on the school's website (including its context statement), as well as the My School website.

Performance Summary

NAPLAN Proficiency

In 2023, the Australian Curriculum, Assessment and Reporting Authority (ACARA) - a Commonwealth Independent statutory authority - announced changes to NAPLAN performance reporting. This new way of reporting by ACARA that NAPLAN results from 2023 will not be comparable to previous years. The new approach replaces the previous numerical NAPLAN bands and the national minimum standard.

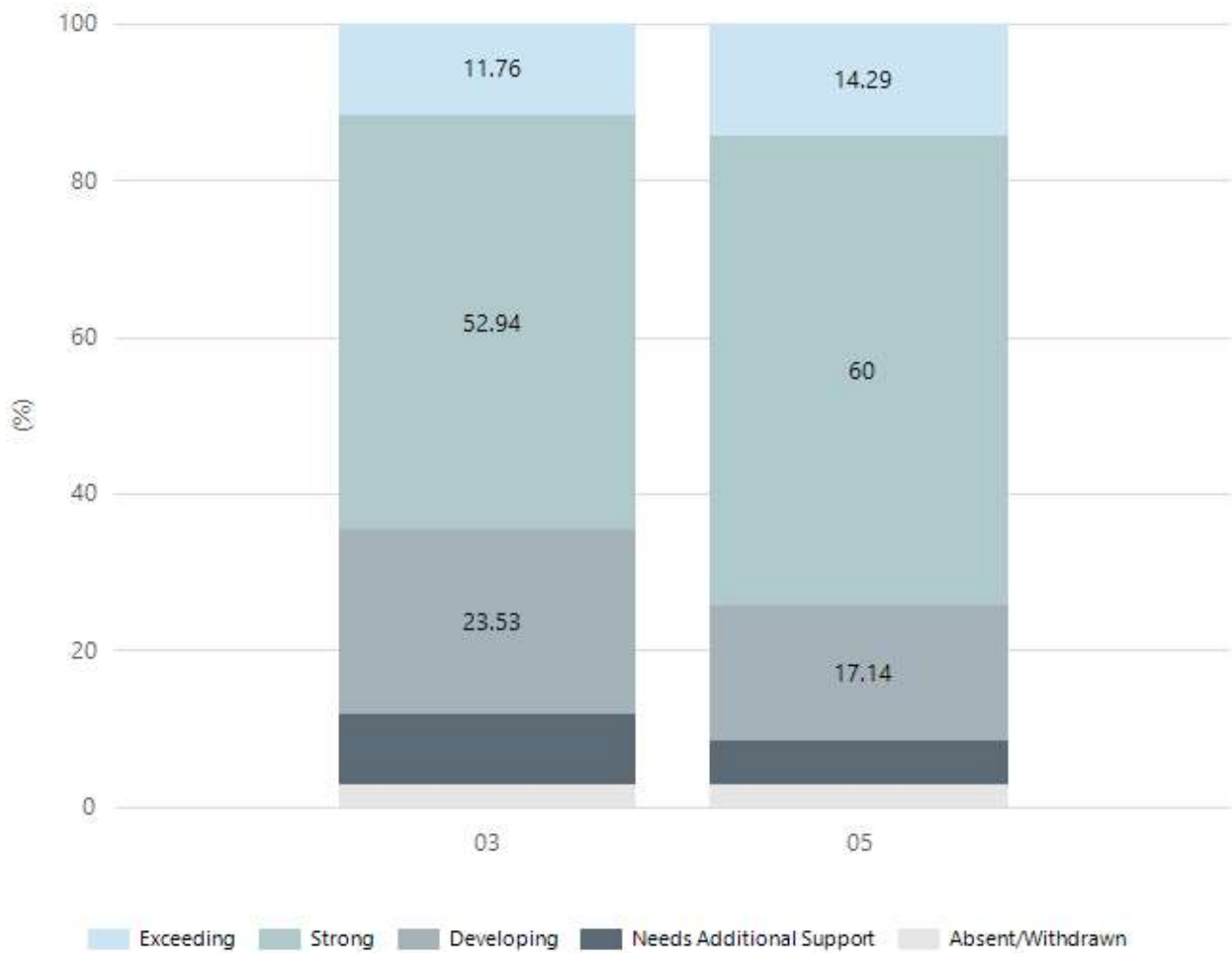
Numeracy



Year Level	03	05
Exceeding	1	1
Strong	19	18
Developing	8	11
Needs Additional Support	5	3
Absent/Withdrawn	1	2
Total	34	35

Data Source: Department for Education Assessment Data Holdings, 2023. When there are less than six students in a cohort, no data is supplied.

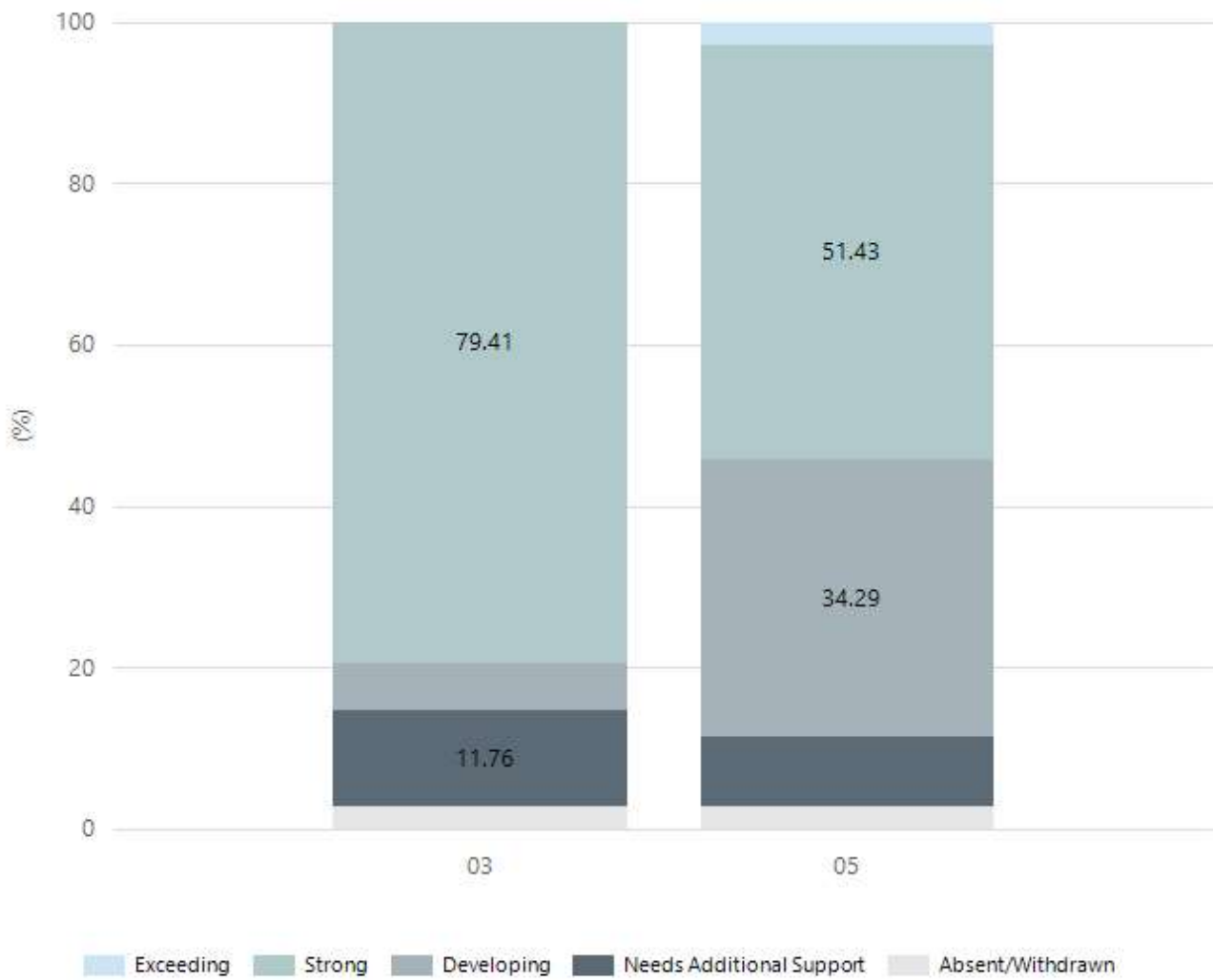
Reading



Year Level	03	05
Exceeding	4	5
Strong	18	21
Developing	8	6
Needs Additional Support	3	2
Absent/Withdrawn	1	1
Total	34	35

Data Source: Department for Education Assessment Data Holdings, 2023. When there are less than six students in a cohort, no data is supplied.

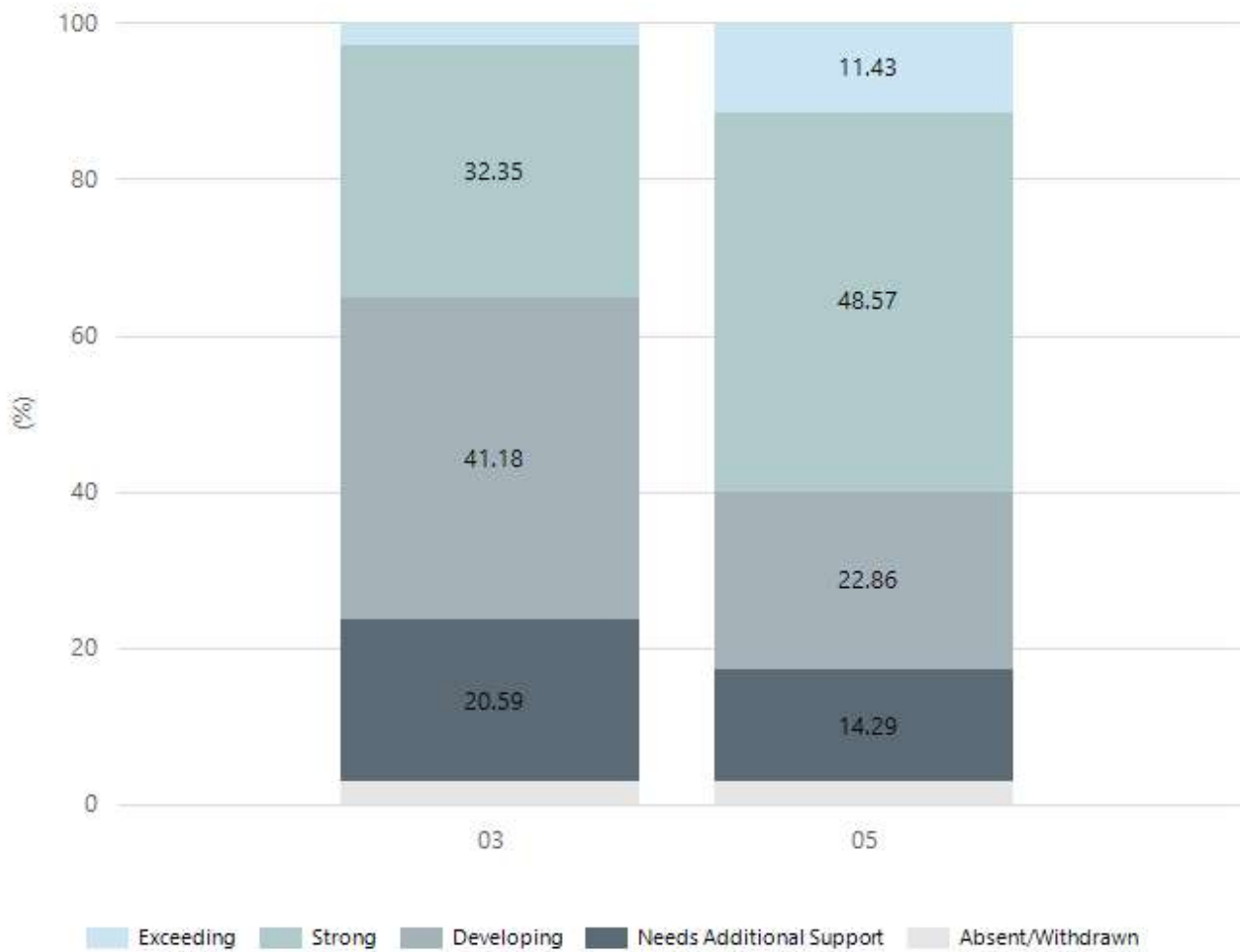
Writing



Year Level	03	05
Exceeding		1
Strong	27	18
Developing	2	12
Needs Additional Support	4	3
Absent/Withdrawn	1	1
Total	34	35

Data Source: Department for Education Assessment Data Holdings, 2023. When there are less than six students in a cohort, no data is supplied.

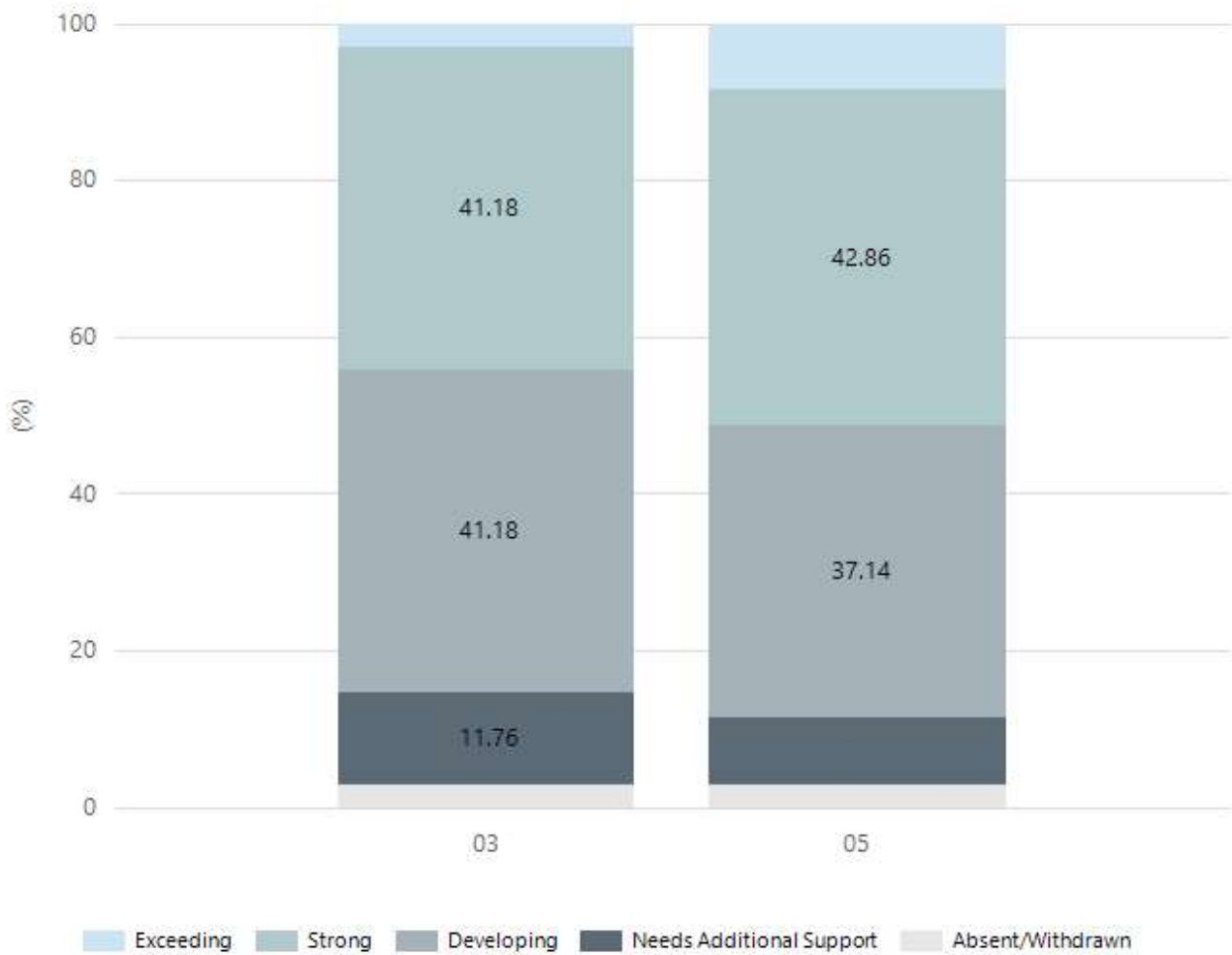
Grammar



Year Level	03	05
Exceeding	1	4
Strong	11	17
Developing	14	8
Needs Additional Support	7	5
Absent/Withdrawn	1	1
Total	34	35

Data Source: Department for Education Assessment Data Holdings, 2023. When there are less than six students in a cohort, no data is supplied.

Spelling



Year Level	03	05
Exceeding	1	3
Strong	14	15
Developing	14	13
Needs Additional Support	4	3
Absent/Withdrawn	1	1
Total	34	35

Data Source: Department for Education Assessment Data Holdings, 2023. When there are less than six students in a cohort, no data is supplied.

School Attendance

Year Level	2021	2022	2023
Reception	93.5%	87.9%	89.7%
Year 01	91.3%	87.6%	88.2%
Year 02	86.8%	84.5%	82.7%
Year 03	94.3%	83.5%	91.8%
Year 04	92.6%	84.4%	80.8%
Year 05	90.4%	87.1%	92.0%
Year 06	90.7%	82.3%	88.4%
Year 07	86.8%		
Total	91.0%	85.1%	87.9%

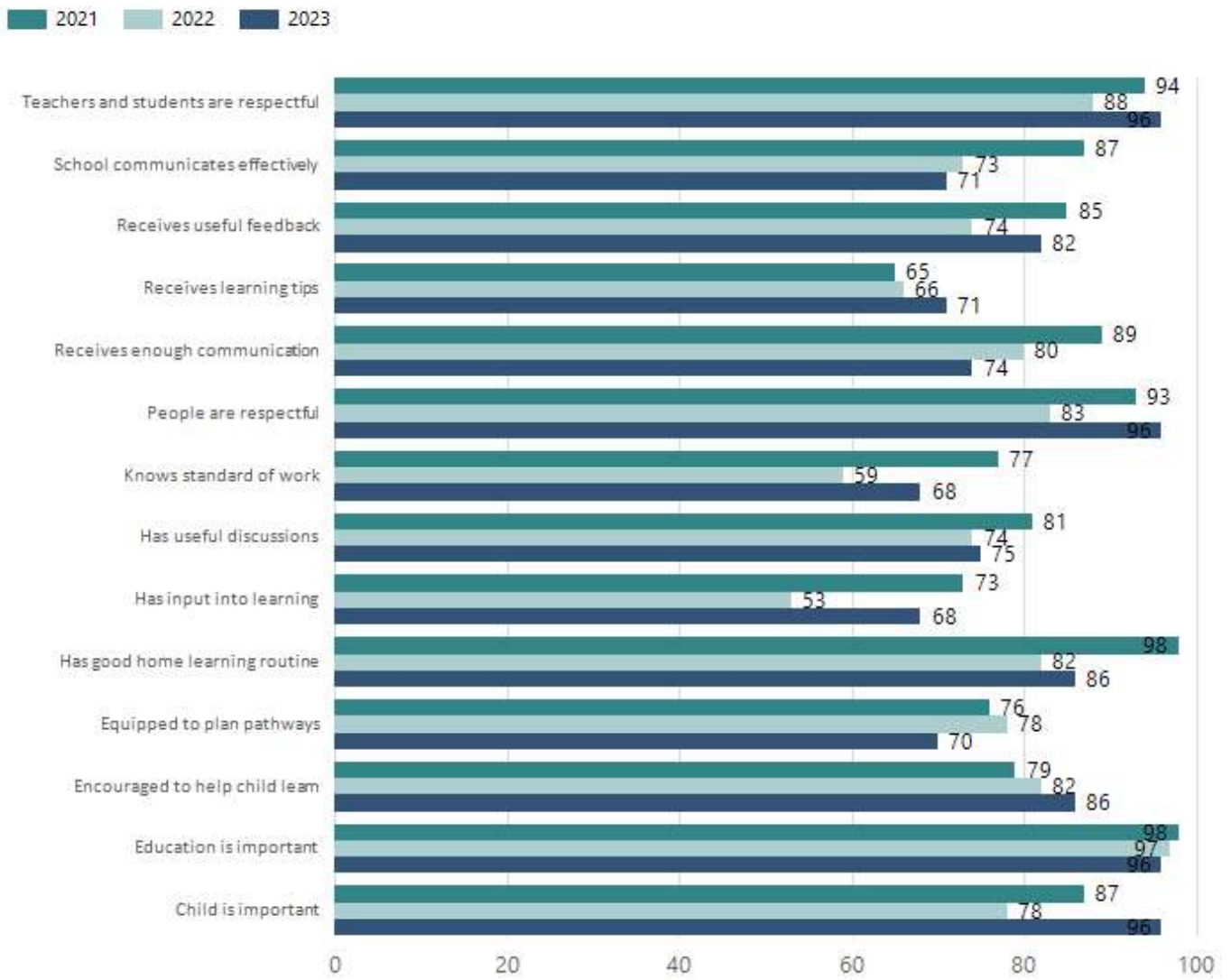
Data Source: Department for Education Attendance Data, Semester 1 Report 2023. A blank cell indicates there were no students enrolled. 'Primary Other' includes students enrolled in specialised education options. 'Secondary Other' includes students who have already spent a year at Year 12 and elected to undertake further study at Year 12.

Attendance Comment

In South Australia, all children and young people must be in school from 6 years to 16 years old. They must attend a government or non-government school full time. From age 16 to 17 however, young people must attend school or an approved learning program (such as an apprenticeship, traineeship, accredited course or university). Schools and parents must encourage and support students to come to school every day. Parents and caregivers must make sure their child is enrolled in a school, and attends school all day and everyday it is open, unless a child is sick or has an approved exemption. Teachers and leaders actively follow up when a student misses school, including recording all absences and non-attendance. All schools in South Australia have local attendance procedures governed under the Education and Children's Services Regulations 2020.

Parent Opinion Survey Results

Proportion of agree/strongly agree response(%)



Data Source: 2023 Department for Education Parent Opinions Survey, Term 3 2023.

Intended Destination

Leave Reason	Number	%
TG - TRANSFERRED TO SA GOVERNMENT SCHOOL	3	100.0%

Data Source: Department for Education Destination Data Report, 2023. Data extract term 3 2023. Data shows recorded destinations for students that left the school in the previous year. Data is uploaded by schools in term 3 and may not reflect final or total figures at time of report creation.

Highest Qualifications held by the teaching workforce and workforce composition

All teachers at this school are qualified and registered with the SA Teachers Registration Board.

Qualification Level	Number of Qualifications
Bachelor's degrees or Diplomas	13
Postgraduate Qualifications	7

Data Source: Data extracted from Mandatory Workforce Information Collections as on the last pay date of June 2023. As self-reported by staff in the system.

Please note: Data includes staff who are Actively employed and on extended paid leave. Please note only the highest qualification of the Teaching staff is reported. Excludes any number of other certifications earned.

Workforce composition including indigenous staff

	Teaching Staff		Non-Teaching Staff	
	Indigenous	Non-Indigenous	Indigenous	Non-Indigenous
Full-Time Equivalents	0.0	16.8	0.0	6.7
Persons	0.0	20.0	0.0	12.0

Data Source: Data extracted from Mandatory Workforce Information Collection as on the last pay date of June 2023.

Please note: Data includes staff who are actively employed and on extended paid leave. "Indigenous category" is self-reported by staff in the system.

Financial Statement

Funding Source	Amount
Grants: State	2,393,325.17
Grants: Commonwealth	2,250
Parent Contributions	42,027.65
Fund Raising	5697.85
Other	36,184.87

Data Source: School supplied data.

2023 Governing Council Report

2023 was a successful year for Waikerie Primary School with a whole year return to 'normality' for students and parents post the 'covid era'. As a school community it was fabulous to be welcomed back into the school as volunteers and caregivers to support the students learning. Our school community enjoyed attending assemblies, book week parades, sports day, Mother's and Father's Day stalls, a grand friends morning, family night and more. Students were also able to represent the school at SAPSASA, Riverland Music Festival, Anzac and Remembrance Day events etc. The Waikerie Primary School participation in the local Christmas pageant was equally exciting for the students that participated and the students that waved from the crowd. WPS has an active student voice who have been supported to take ideas to fruition and support various charities with events such as dress up/casual days etc. The Year 6 graduation ceremony was a great celebration of our resilient Year 6 students, and we wish them well for the future.

The WPS governing council supported the WPS external school review along with the assessment and rating cycle of our Out of School Hours service (WOOSHC). This included reviewing and amending numerous policies and our constitution. Despite minimal staff WOOSHC continues to support the school community and we thank the WPS teachers for supporting the staffing of WOOSHC when needed. A trial of before school hours care was completed with it being identified as not a viable service to continue.

Governing Council supported the school maintenance and upgrades (including the WOOSHC building and equipment upgrades), continued to fundraise (with monies raised throughout the year going towards a junior primary shelter) and approved student free days throughout the year to support staff professional development. With total faith in our finance committee, despite attempts to recoup, governing council decided to write off some old bad debts. Engagement with the local council and Way To Go Program has supported initiatives to encourage safe and healthy travel to school which is often an agenda item. These include upgrades to the well utilised new Stanley Street crossing and footpath and a successful grant application for a Wheels Hub. The upper primary nature play area was finalised and is well used by students.

The ongoing utilisation of Seesaw supported excellent two-way communication and engagement with the school community. The School Improvement Plan was a regular agenda and newsletter item with a 'friendly' version of the SIP being produced and disseminated. Governing council members were regularly educated re SIP goals and strategies and able to support others in their understanding of it. Governing Council suggestions of improving engagement of parents and caregivers (e.g. regular maths and phonological tips in newsletters and on seesaw) were frequently implemented by school leadership demonstrating our mutual goal of supporting a positive learning environment for students and their families.

I would like to acknowledge and thank all the staff at WPS, the dedicated leadership team, teachers, SSOs, office staff, cleaners and groundsman are to be congratulated for their continued excellence and work in providing an exceptional education and venue for our children. I am pleased to say that I witnessed our visible learning dispositions not only in our students but also our staff during 2023, your willingness to constantly learn, improve and adapt is a credit to you all. Thanks also to the governing council members, the time you have dedicated to WPS is very much appreciated and really helps create a wonderful school for students and staff.